



**BabyBlue™**  
**Air Deodorizer & Freshener**

## Care and Use Manual

**IMPORTANT: TO PREVENT PERSONAL INJURY AND/OR  
PROPERTY DAMAGE, READ AND FOLLOW THE INSTRUCTIONS  
AND WARNINGS IN THIS CARE AND USE MANUAL.**

**SAVE THESE INSTRUCTIONS**

**FOR HOUSEHOLD USE ONLY**

# TABLE OF CONTENTS

- Important Safety Instructions .....Page 2
- Introduction .....Page 3
- Getting Started .....Page 4
- Care and Maintenance .....Page 5-6

## IMPORTANT SAFETY INSTRUCTIONS

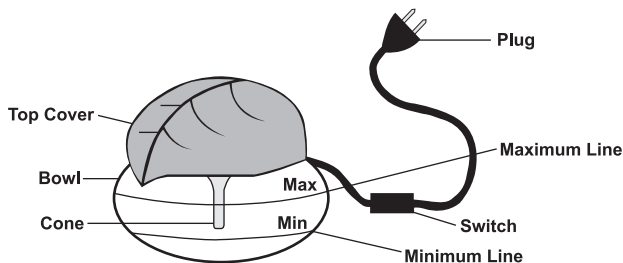
- Read all instructions before use.
- Always disconnect the main cord from the electrical outlet before removing the top cover, or whenever the BabyBlue is not in use.
- Always unplug before cleaning.
- Do not place the BabyBlue Air Deodorizer and Freshener on or near electrical appliances such as; microwave oven, television, stove, etc.
- Place the BabyBlue on a hard, flat, water resistant surface, and in a stable position where it cannot be tipped over.
- Keep the BabyBlue out of the reach of children.
- Only use OceanBlue Valley Fresh Deodorizer and Air Freshener and OceanBlue Fragrance Concentrates in your BabyBlue. Use of unauthorized chemicals can damage your BabyBlue.
- Do not use the BabyBlue for other than intended use.

## INTRODUCTION

Congratulations on your purchase of the OceanBlue® BabyBlue Air Deodorizer and Freshener. The BabyBlue works by drawing in air and exposing it to the water that has been treated with our Valley Fresh Deodorizer and Air Freshener. The air is refreshed as it is pulled into and circulated through the water that has been treated with our deodorizer and air freshener. The deodorized and sanitized air is then drawn back out of the water, while the contaminants stay behind trapped in the water. The BabyBlue will also aromatize your space by adding 1-2 drops of our OceanBlue Fragrance Concentrates. Within minutes, your air is cleaner and fresher, leaving a pleasing aroma behind.

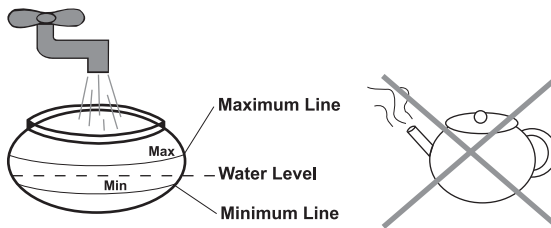
Use of different fragrances such as Eucalyptus and Menthol will offer the aromatherapy benefits of providing comfort during cold and allergy season. All of our fragrances are available to be purchased individually. Only the use of OceanBlue Valley Fresh Deodorizer and Freshener and Fragrance Concentrates are recommended for use in the BabyBlue Air Deodorizer and Freshener. Use of any products in your BabyBlue other than our specially formulated products cannot be guaranteed to be safe, and could damage the BabyBlue. To obtain OceanBlue Fragrance Concentrates or Valley Fresh Deodorizer and Air Freshener, contact your OceanBlue Distributor.

### **PLEASE READ ALL INSTRUCTIONS, CAUTIONS, AND WARNINGS BEFORE PROCEEDING.**

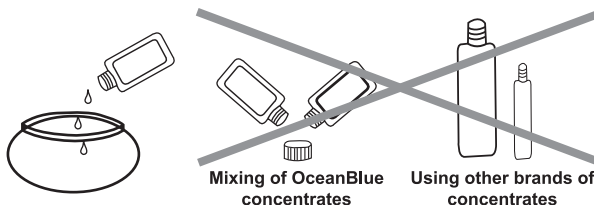


## GETTING STARTED

1. Untie the main cord.
2. Remove the cover from the BabyBlue Air Deodorizer and Freshener.
3. Fill the BabyBlue Air Deodorizer and Freshener bowl with cold water until the water level is between the minimum and maximum line markings. Do not fill the bowl beyond the maximum line. Do not use hot or boiling water.



4. Add 1/2 capful of the Valley Fresh concentrate. If you would like to aromatize your air also, add 1 to 2 drops of your favorite OceanBlue Fragrance Concentrate to the water. For first time users of the BabyBlue it is recommended that only 1 to 2 drops be added initially and then increase by another 1 to 2 drops about 30 minutes later if desired, when you have become more comfortable with the fragrance. Do not mix the scent concentrates, use only one type of OceanBlue Fragrance Concentrate at any one time (the Valley Fresh Deodorizer and Freshener can be used in conjunction with the fragrance concentrate you have picked).



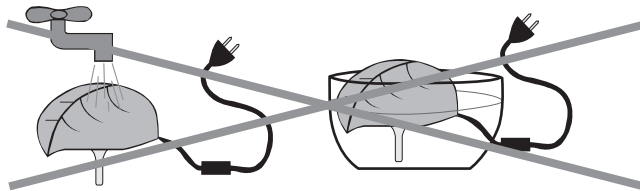
5. Replace the cover and switch on the BabyBlue Air Deodorizer and Freshener.
6. It is recommended to replace the water every 24 hours to a maximum of 48 hours depending on the condition of the water. The aromatizing effects of the fragrance concentrates will last 2-4 hours. The deodorizing effects should continue while the machine is on, for up to 24 hours.
7. If the water level is below the minimum mark, add an adequate amount of water to bring the level within the minimum and maximum marks.

## CARE AND MAINTENANCE

- \* **Do not use any chemicals or abrasive scrubbers to clean the BabyBlue.**
- \* **Unplug unit from wall outlet.**

### Top Cover

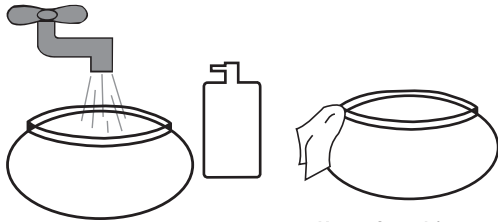
To clean, use only a damp cloth or towel. Do not submerge the top cover in water. Do not wash it under a running tap.



# CARE AND MAINTENANCE

## Bowl

To clean, empty water from bowl, use detergent and water to clean, then rinse. Dry bowl before use with a soft cloth.



Use soft cloth/sponge

## Cone

It is recommended to clean the cone at least once a month. The cone can be removed by turning it counter clockwise while holding the rotating fan. After cleaning the cone, place it back by clicking it clockwise into its original position.

